




Staff instructions - How to log into Infinite Visions Employee Access



1 Go to HelloID and click on Infinite Visions Employee Self Services.



2 Type your full district email address, then click .



3 Sign in with Google by clicking on your district email account.



4 Type your email, last four of SSN, DOB, and home zip code; then click .

NOTE: this information is only asked the first time you visit the link



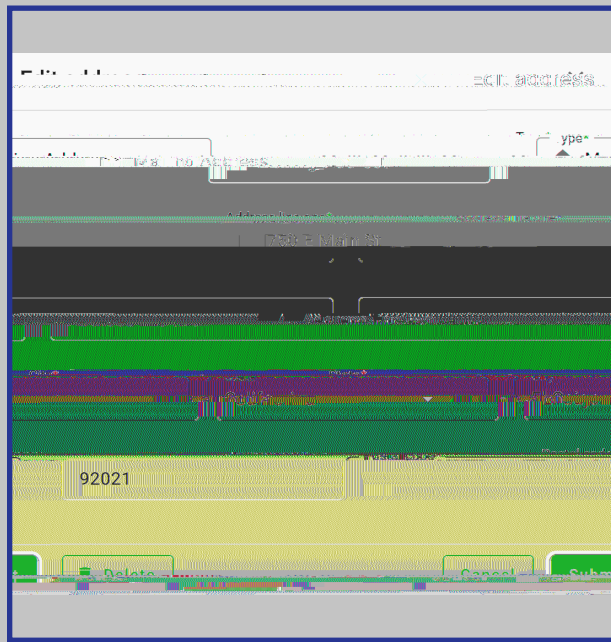
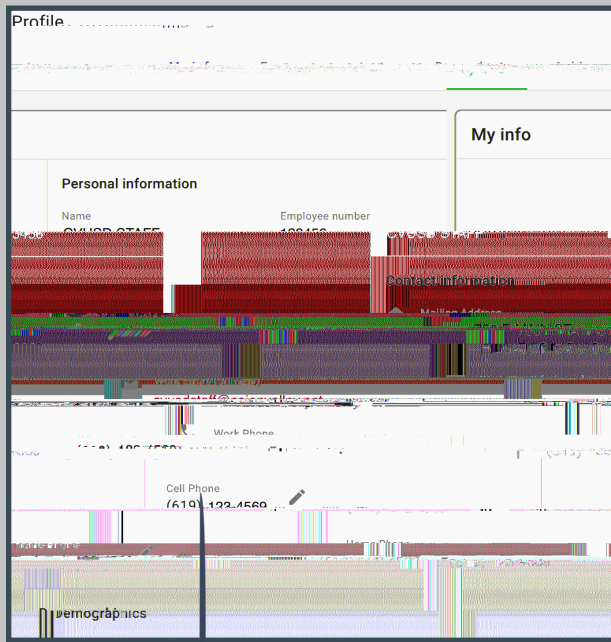
- H



1-4



,
,



C



, .